


Name: _____

Tutorial Reflection Equal to 1 HW Assignment

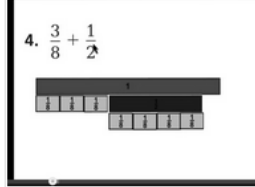
Choose at least three of the tutorial/practice sessions from the class website and complete the activity. After you complete the activities, place a ✓ to show which ones you completed.



In this lesson you will learn how to add and subtract fractions with unlike denominators by:

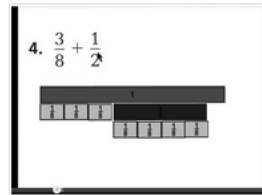
- 1) recognizing that you cannot count pieces together when the sizes of the pieces are different.
- 2) Renaming one or both fractions to find a common denominator.

**Adding/Subtracting
Unlike Denominators**




4. $\frac{3}{8} + \frac{1}{2}$

**Adding Unlike
Denominators**



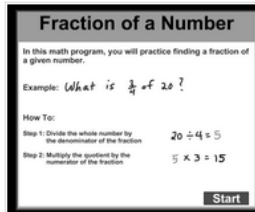
4. $\frac{3}{8} + \frac{1}{2}$

**Adding Unlike
Denominators**



$\frac{3}{4}$ of 16 divide by denominator
 $\frac{1}{4}$ of 16 = 16 \div 4 = 4 multiply by numerator
 $\frac{2}{4}$ of 12 $\frac{2}{4}$ $\frac{3}{4}$ of \times r
 $\frac{2}{3}$ of 15
 $\frac{1}{3}$ of 15
 $\frac{3}{4}$ of 60
 $\frac{1}{2}$ of 60 = 60 \div 2 = 30

**Finding Fractions of
Amounts**



Fraction of a Number

In this math program, you will practice finding a fraction of a given number.

Example: What is $\frac{3}{4}$ of 20?

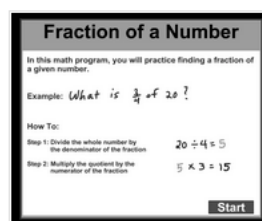
How To:

Step 1: Divide the whole number by the denominator of the fraction. $20 \div 4 = 5$

Step 2: Multiply the quotient by the numerator of the fraction. $5 \times 3 = 15$

Start

**Fraction of a Number
(interactive practice)**



Fraction of a Number

In this math program, you will practice finding a fraction of a given number.

Example: What is $\frac{3}{4}$ of 20?

How To:

Step 1: Divide the whole number by the denominator of the fraction. $20 \div 4 = 5$

Step 2: Multiply the quotient by the numerator of the fraction. $5 \times 3 = 15$

Start

**Fraction of a Number
(interactive practice)**

Use the space below to show the math concepts or ideas addressed by the tutorial or practice. You may use words, numbers, and/or pictures to show your thinking.